

PAGE 1/2

ISSUE 10-04-25

SERIE : SPnT

PART NUMBER : R574882425

RF CHARACTERISTICS

Number of ways : 4
Frequency range : 0 - 40 GHz
Impedance : 50 Ohms

Frequency (GHz)	DC - 6	6 - 12.4	12.4 - 18	18 - 26.5	26.5 - 40
VSWR max	1.30	1.40	1.50	1.70	1.95
Insertion loss max	0.20 dB	0.40 dB	0.50 dB	0.70 dB	1.00 dB
Isolation min	80 dB	70 dB	70 dB	60 dB	55 dB
Average power (*)	40 W	30 W	25 W	15 W	5 W

TERMINATION IMPEDANCE : 50 Ohms
TERM. AVG. POWER AT 25° C : 1 W per termination / 3 W total power

ELECTRICAL CHARACTERISTICS

Actuator : LATCHING
Nominal current ** : 640 mA
Actuator voltage (Vcc) : 12V (10.2 to 13V)
Terminals : 25 pins D-SUB male connector
Self cut-off time : 40 ms < CT < 120 ms
TTL inputs (E) - High level : 2.2 to 5.5 V / 800µA at 5.5 V
- Low level : 0 to 0.8 V / 20µA at 0.8 V

MECHANICAL CHARACTERISTICS

Connectors : SMA 2.9 female per MIL-C 39012
Life : 7 million cycles per position
Switching Time*** : < 40 ms
Construction : Splashproof
Weight : < 250 g

ENVIRONMENTAL CHARACTERISTICS

Operating temperature range : -40°C to +85°C
Storage temperature range : -55°C to +85°C

(* Average power at 25°C per RF Path)

(** At 25° C ±10%)

(*** Nominal voltage ; 25° C)



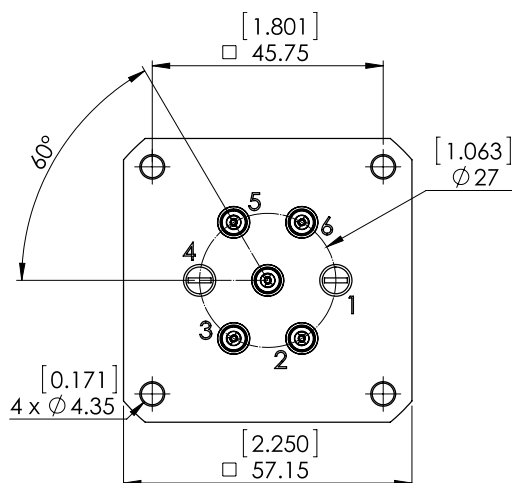
PAGE 2/2

ISSUE 10-04-25

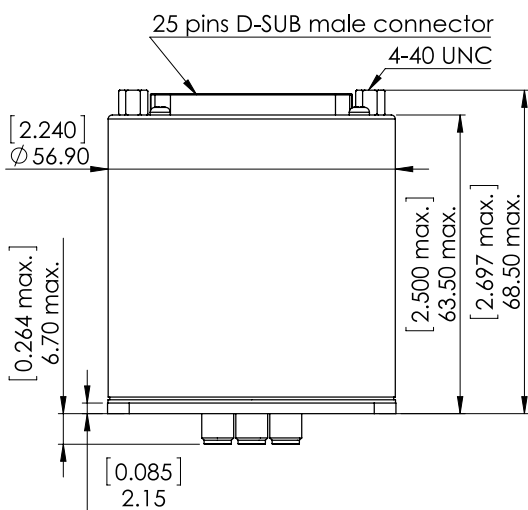
SERIE : SPnT

PART NUMBER : R574882425

DRAWING

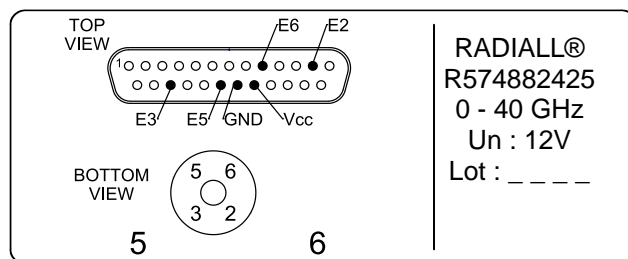


TTL input	RF Continuity
E2 = 1	IN ↔ 2
E3 = 1	IN ↔ 3
E5 = 1	IN ↔ 5
E6 = 1	IN ↔ 6



General tolerances : ±0,5 mm [0,02 in]

LABEL



RADIALL®
R574882425
0 - 40 GHz
Un : 12V
Lot : _ _ _ _

SCHEMATIC DIAGRAM

