

PAGE 1/2

ISSUE 16-04-20

SERIE : SPnT

PART NUMBER : R574J83615

RF CHARACTERISTICS

Number of ways : **6**
 Frequency range : **0 - 50 GHz**
 Impedance : **50 Ohms**

| Frequency (GHz) | DC - 6 | 6 - 12.4 | 12.4 - 18 | 18 - 26.5 | 26.5 - 40 | 40 - 50 |
|--------------------|----------------|----------------|----------------|----------------|----------------|----------------|
| VSWR max | 1.30 | 1.40 | 1.50 | 1.70 | 1.90 | 2.20 |
| Insertion loss max | 0.20 dB | 0.40 dB | 0.50 dB | 0.70 dB | 0.90 dB | 1.20 dB |
| Isolation min | 70 dB | 60 dB | 60 dB | 55 dB | 50 dB | 50 dB |
| Average power (*) | 40 W | 30 W | 25 W | 15 W | 5 W | 3 W |

TERMINATION IMPEDANCE : **50 Ohms**
 TERM. AVG. POWER AT 25° C : **1 W per termination / 3 W total power**

ELECTRICAL CHARACTERISTICS

Actuator : **LATCHING**
 Nominal current ** : **375 mA**
 Actuator voltage (Vcc) : **28V (24 to 30V) / POSITIVE COMMON**
 Terminals : **25 pins D-SUB male connector**
 Self cut-off time : **40 ms < CT < 120 ms**

MECHANICAL CHARACTERISTICS

Connectors : **2.4mm female (According to IEEE STD 287)**
 Life : **2 million cycles per position**
 Switching Time*** : **< 40 ms**
 Construction : **Splashproof**
 Weight : **< 250 g**

ENVIRONMENTAL CHARACTERISTICS

Operating temperature range : **-25°C to +70°C**
 Storage temperature range : **-40°C to +85°C**

(* Average power at 25°C per RF Path)
 (** At 25° C ±10%)
 (***) Nominal voltage ; 25° C)



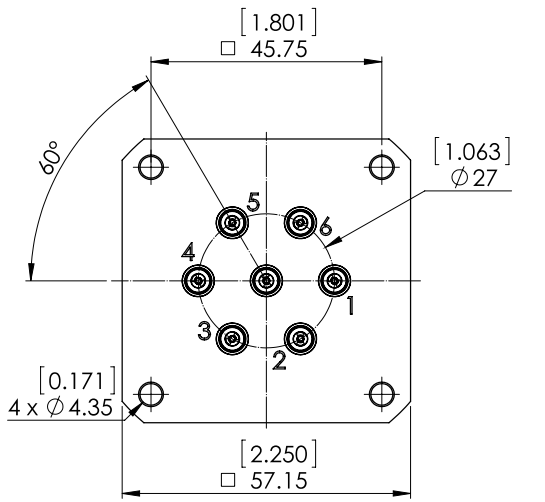
PAGE 2/2

ISSUE 16-04-20

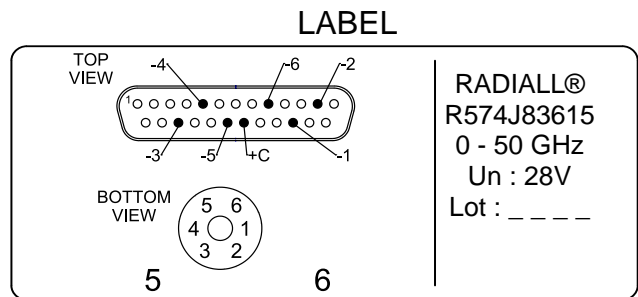
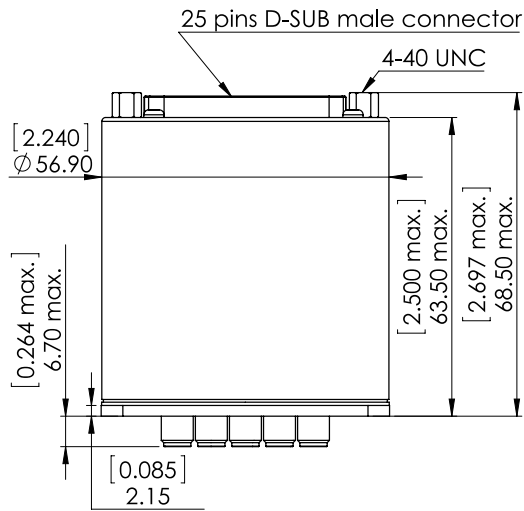
SERIE : SPnT

PART NUMBER : R574J83615

DRAWING



| Voltage | RF Continuity |
|---------|---------------|
| +C -1 | IN ↔ 1 |
| +C -2 | IN ↔ 2 |
| +C -3 | IN ↔ 3 |
| +C -4 | IN ↔ 4 |
| +C -5 | IN ↔ 5 |
| +C -6 | IN ↔ 6 |



General tolerances : ±0,5 mm [0,02 in]

SCHEMATIC DIAGRAM

