

PAGE 1/2

ISSUE 15-12-17

SERIE : SPnT

PART NUMBER : R574F23815

RF CHARACTERISTICS

Number of ways : **8**
 Frequency range : **0 - 26.5 GHz**
 Impedance : **50 Ohms**

Frequency (GHz)	DC - 3	3 - 8	8 - 12.4	12.4 - 16	16 - 18	18 - 22	22 - 26.5
VSWR max	1.20	1.30	1.40	1.50	1.60	1.70	2.00
Insertion loss max	0.20 dB	0.30 dB	0.40 dB	0.55 dB	0.60 dB	0.70 dB	1.10 dB
Isolation min	80 dB	70 dB	60 dB	60 dB	60 dB	60 dB	55 dB
Average power (*)	240 W	150 W	120 W	110 W	100 W	90 W	40 W

TERMINATION IMPEDANCE : **50 Ohms**
 TERM. AVG. POWER AT 25° C : **1 W per termination / 3 W total power**

ELECTRICAL CHARACTERISTICS

Actuator : **LATCHING**
 Nominal current ** : **125 mA / RESET : 1000 mA ******
 Actuator voltage (Vcc) : **28V (24 to 30V) / POSITIVE COMMON**
 Terminals : **25 pins D-SUB male connector**

MECHANICAL CHARACTERISTICS

Connectors : **SMA female per MIL-C 39012**
 Life : **2 million cycles per position**
 Switching Time*** : **< 15 ms**
 Construction : **Splashproof**
 Weight : **< 280 g**

ENVIRONMENTAL CHARACTERISTICS

Operating temperature range : **-40°C to +85°C**
 Storage temperature range : **-55°C to +85°C**

(* Average power at 25°C per RF Path)

(** At 25° C ±10%)

(*** Nominal voltage ; 25° C)

(**** Reset : supply voltage time 1sec. max. / duty cycle 10%)



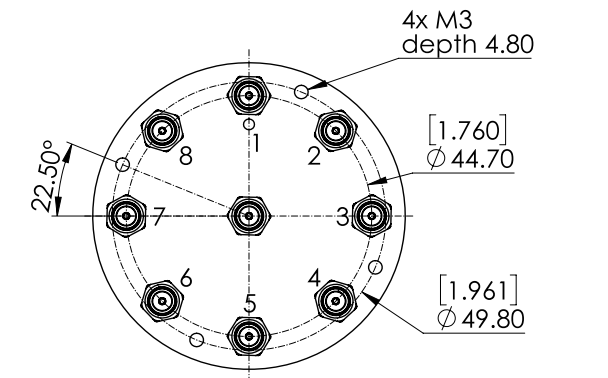
PAGE 2/2

ISSUE 15-12-17

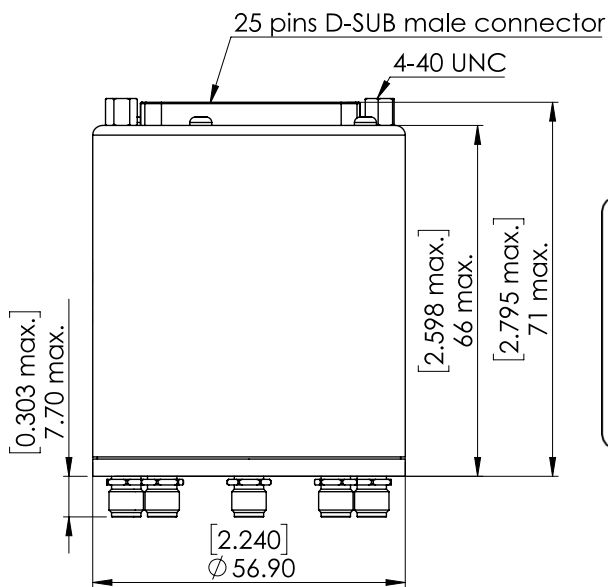
SERIE : SPnT

PART NUMBER : R574F23815

DRAWING

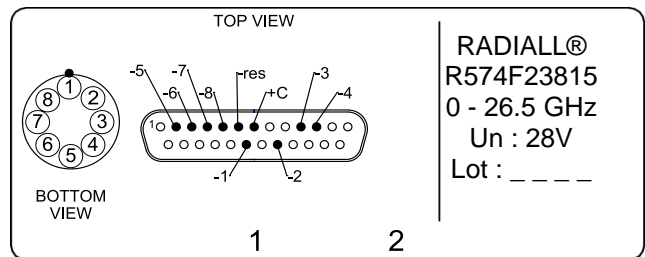


Voltage	RF Continuity
+C -RESET	All ports open
+C -1	IN ↔ 1
+C -2	IN ↔ 2
+C -3	IN ↔ 3
+C -4	IN ↔ 4
+C -5	IN ↔ 5
+C -6	IN ↔ 6
+C -7	IN ↔ 7
+C -8	IN ↔ 8



General tolerances : ±0,5 mm [0,02 in]

LABEL



RADIALL®
R574F23815
0 - 26.5 GHz
Un : 28V
Lot : _ _ _ _

SCHEMATIC DIAGRAM

