

PAGE 1/2

ISSUE 06-02-18

SERIE : SPnT

PART NUMBER : R574323310

RF CHARACTERISTICS

Number of ways : 3
Frequency range : 0 - 3 GHz
Impedance : 50 Ohms

Frequency (GHz)	DC - 3
VSWR max	1.20
Insertion loss max	0.20 dB
Isolation min	80 dB
Average power (*)	240 W

TERMINATION IMPEDANCE : 50 Ohms
TERM. AVG. POWER AT 25° C : 1 W per termination / 3 W total power

ELECTRICAL CHARACTERISTICS

Actuator : LATCHING
Nominal current ** : 125 mA / RESET : 375 mA ****
Actuator voltage (Vcc) : 28V (24 to 30V) / POSITIVE COMMON
Terminals : solder pins (250°C max. / 30 sec.)

MECHANICAL CHARACTERISTICS

Connectors : SMA female per MIL-C 39012
Life : 2 million cycles per position
Switching Time*** : < 15 ms
Construction : Splashproof
Weight : < 250 g

ENVIRONMENTAL CHARACTERISTICS

Operating temperature range : -40°C to +85°C
Storage temperature range : -55°C to +85°C

- (*) Average power at 25°C per RF Path)
(**) At 25° C ±10%)
(***) Nominal voltage ; 25° C)
(****) Reset : supply voltage time 1sec. max. / duty cycle 10%)



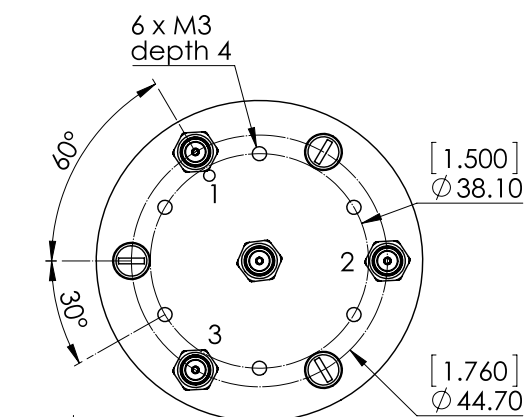
PAGE 2/2

ISSUE 06-02-18

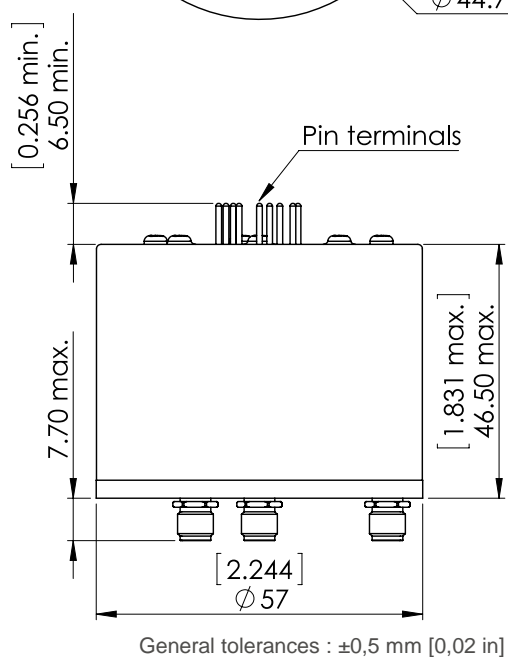
SERIE : SPnT

PART NUMBER : R574323310

DRAWING

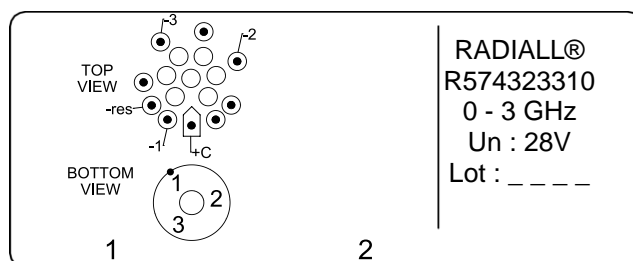


Voltage	RF Continuity
+C -RESET	All ports open
+C -1	IN ↔ 1
+C -2	IN ↔ 2
+C -3	IN ↔ 3



General tolerances : ±0,5 mm [0,02 in]

LABEL



SCHEMATIC DIAGRAM

