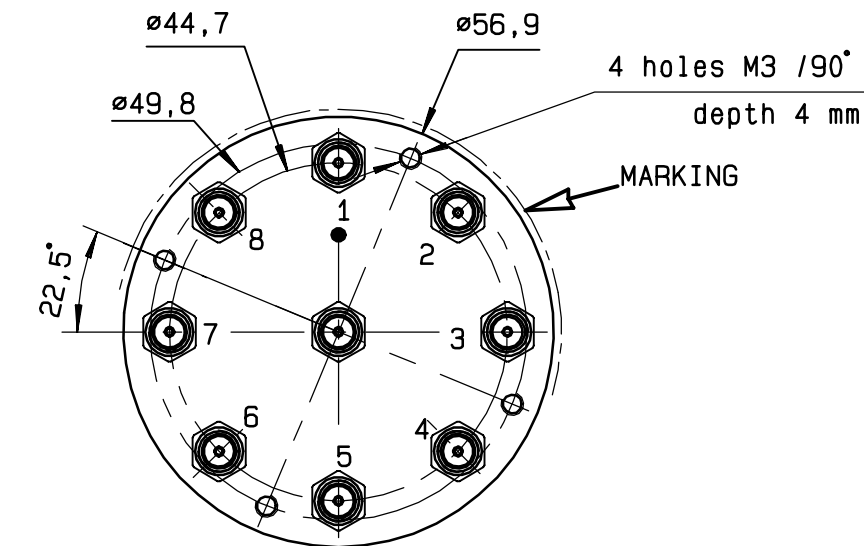




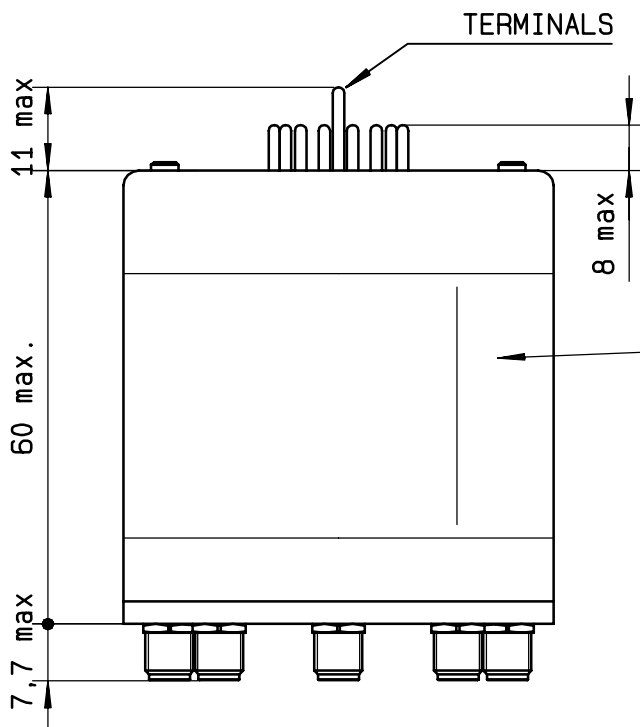
**DRAWING**

General tolerance: ± 0,5 mm

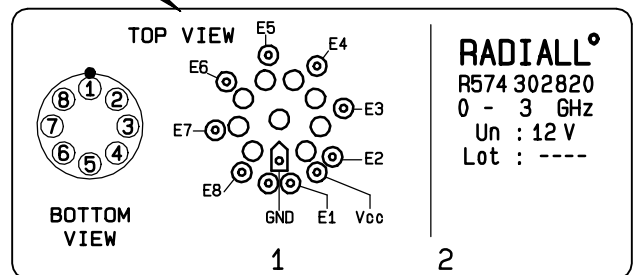
**R574 302.820**



TTL input	RF continuity
E1 = 1	IN ↔ 1
E2 = 1	IN ↔ 2
E3 = 1	IN ↔ 3
E4 = 1	IN ↔ 4
E5 = 1	IN ↔ 5
E6 = 1	IN ↔ 6
E7 = 1	IN ↔ 7
E8 = 1	IN ↔ 8

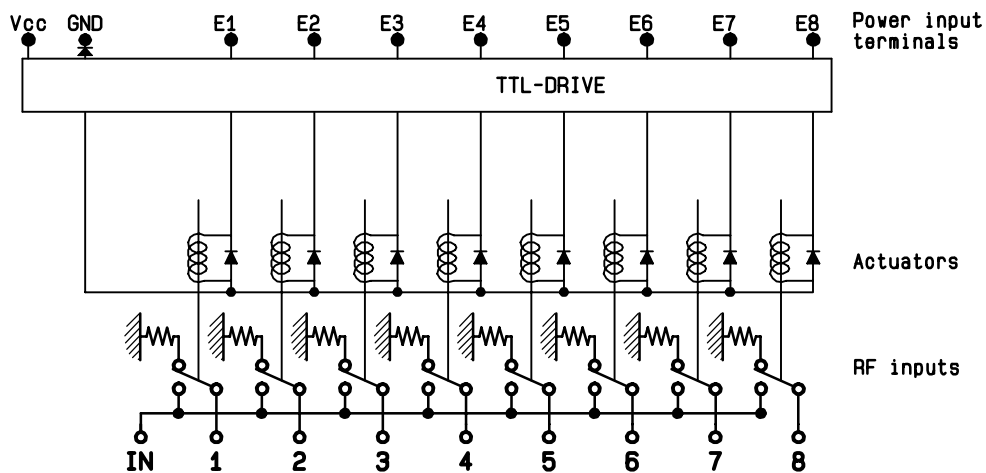


MARKING TOP VIEW (TERMINALS)



**RADIALL**  
R574 302820  
0 - 3 GHz  
Un : 12 V  
Lot : ----

**SCHEMATIC DIAGRAM**



Power input terminals

Actuators

RF inputs

4113-9212 This information is given as an indication. In the continual goal to improve our products, we reserve the right to make any modifications judged necessary