

PAGE 1/2

ISSUE 10-07-19

SERIE : SPnT

PART NUMBER : R573J13610

RF CHARACTERISTICS

Number of ways : 6
Frequency range : 0 - 50 GHz
Impedance : 50 Ohms

| Frequency (GHz) | DC - 6 | 6 - 12.4 | 12.4 - 18 | 18 - 26.5 | 26.5 - 40 | 40 - 50 |
|--------------------|---------|----------|-----------|-----------|-----------|---------|
| VSWR max | 1.30 | 1.40 | 1.50 | 1.70 | 1.90 | 2.20 |
| Insertion loss max | 0.20 dB | 0.40 dB | 0.50 dB | 0.70 dB | 0.90 dB | 1.20 dB |
| Isolation min | 70 dB | 60 dB | 60 dB | 55 dB | 50 dB | 50 dB |
| Average power (*) | 40 W | 30 W | 25 W | 15 W | 5 W | 3 W |

ELECTRICAL CHARACTERISTICS

Actuator : NORMALLY OPEN
Nominal current ** : 102 mA
Actuator voltage (Vcc) : 28V (24 to 30V) / POSITIVE COMMON
Terminals : solder pins (250°C max. / 30 sec.)
Indicator rating : 1 W / 30 V / 100 mA

MECHANICAL CHARACTERISTICS

Connectors : 2.4mm female (Accoding to IEEE STD 287)
Life : 2 million cycles per position
Switching Time*** : < 15 ms
Construction : Splashproof
Weight : < 180 g

ENVIRONMENTAL CHARACTERISTICS

Operating temperature range : -25°C to +70°C
Storage temperature range : -40°C to +85°C

(* Average power at 25°C per RF Path)

(** At 25° C ±10%)

(*** Nominal voltage ; 25° C)



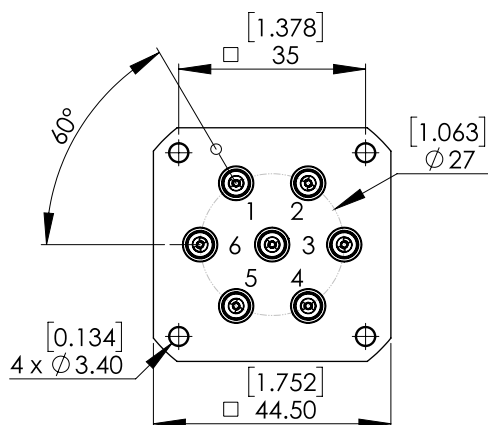
PAGE 2/2

ISSUE 10-07-19

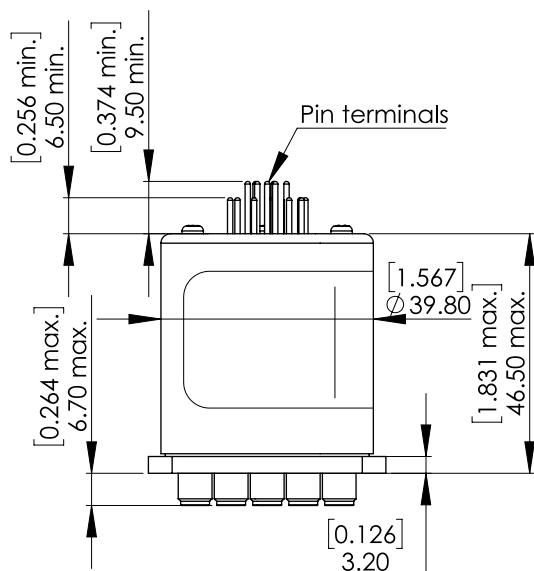
SERIE : SPnT

PART NUMBER : R573J13610

DRAWING

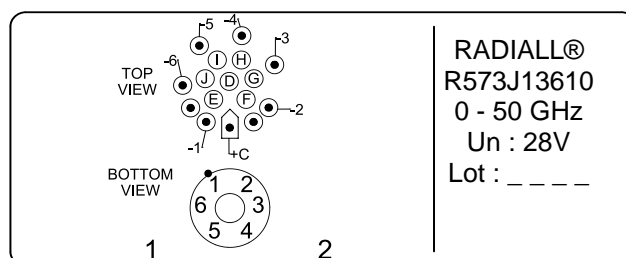


| Voltage | RF Continuity | Ind. |
|---------|---------------|------|
| +C -1 | IN ↔ 1 | D.E |
| +C -2 | IN ↔ 2 | D.F |
| +C -3 | IN ↔ 3 | D.G |
| +C -4 | IN ↔ 4 | D.H |
| +C -5 | IN ↔ 5 | D.I |
| +C -6 | IN ↔ 6 | D.J |



General tolerances : ±0,5 mm [0,02 in]

LABEL



SCHEMATIC DIAGRAM

