

PAGE 1/2

ISSUE 10-07-19

SERIE : SPDT

PART NUMBER : R570J33010

## RF CHARACTERISTICS

Frequency range : **0 - 50 GHz**  
 Impedance : **50 Ohms**

Frequency (GHz)	DC - 6	6 - 12.4	12.4 - 18	18 - 26.5	26.5 - 40	40 - 50
VSWR max	<b>1.30</b>	<b>1.40</b>	<b>1.50</b>	<b>1.70</b>	<b>1.90</b>	<b>1.90</b>
Insertion loss max	<b>0.30 dB</b>	<b>0.40 dB</b>	<b>0.50 dB</b>	<b>0.70 dB</b>	<b>0.80 dB</b>	<b>1.10 dB</b>
Isolation min	<b>70 dB</b>	<b>60 dB</b>	<b>60 dB</b>	<b>55 dB</b>	<b>50 dB</b>	<b>50 dB</b>
Average power (*)	<b>80 W</b>	<b>60 W</b>	<b>50 W</b>	<b>20 W</b>	<b>10 W</b>	<b>5 W</b>

## ELECTRICAL CHARACTERISTICS

Actuator : **LATCHING**  
 Nominal current \*\* : **80 mA**  
 Actuator voltage (Vcc) : **28V (24 to 30V) / POSITIVE COMMON**  
 Terminals : **solder pins (250°C max. / 30 sec.)**

## MECHANICAL CHARACTERISTICS

Connectors : **2.4mm female (According to IEEE STD 287)**  
 Life : **2 million cycles**  
 Switching Time\*\*\* : **< 10 ms**  
 Construction : **Splashproof**  
 Weight : **< 45 g**

## ENVIRONMENTAL CHARACTERISTICS

Operating temperature range : **-25°C to +70°C**  
 Storage temperature range : **-40°C to +85°C**

(\* Average power at 25°C per RF Path)

(\*\* At 25° C ±10%)

(\*\*\* Nominal voltage ; 25° C)



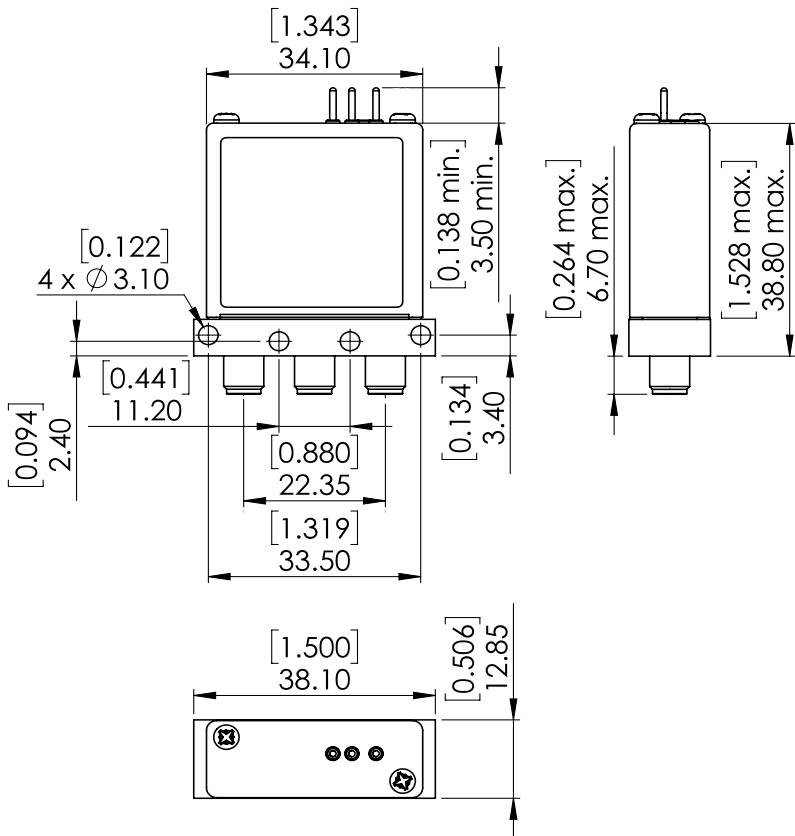
PAGE 2/2

ISSUE 10-07-19

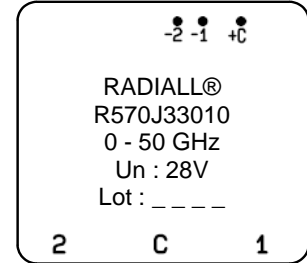
SERIE : SPDT

PART NUMBER : R570J33010

DRAWING

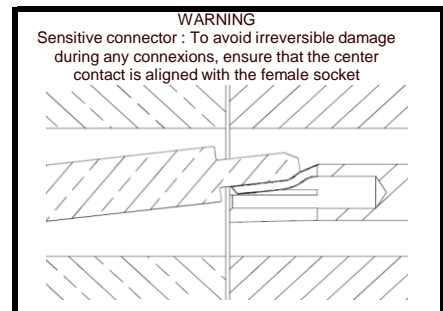
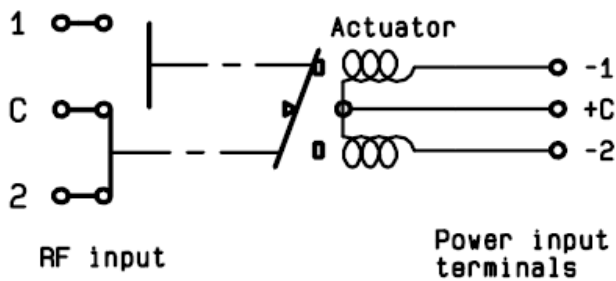


**LABEL**



General tolerances : ±0,5 mm [0,02 in]

SCHEMATIC DIAGRAM



Voltage	RF Continuity
+C -1	C ↔ 1
+C -2	C ↔ 2