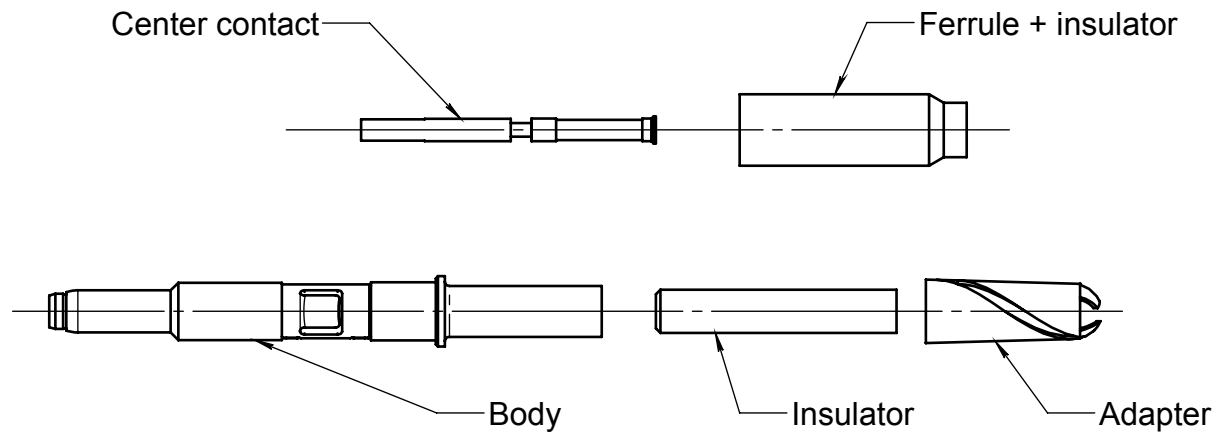
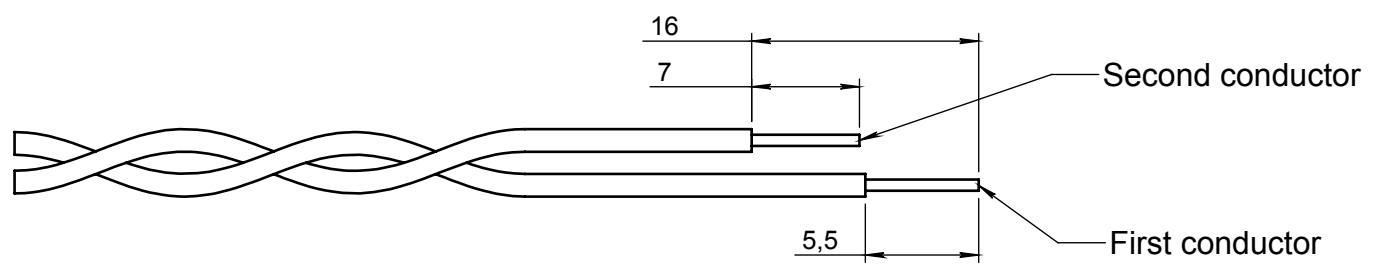


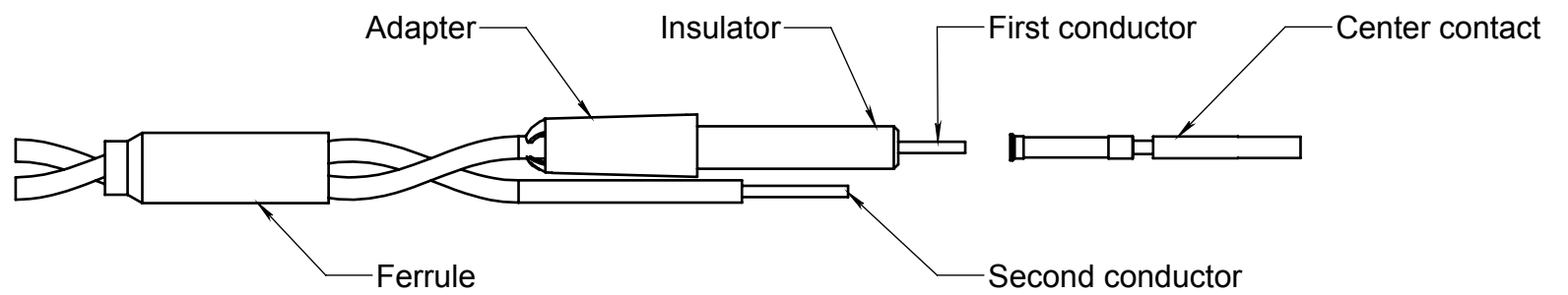
**Composition :**



**Cable stripping :**



**Assembly :**

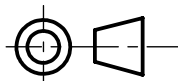


Crimp center contact on first conductor  
Crimping tool : RADIALL 282 281 - Selector position 1 (AWG 28)  
Positioner : RADIALL 282 981 - Selector position 2 (AWG 26)

Insert the center contact in body up to until it snaps  
Slide the adapter on body  
Insert the second conductor in the adapter slot  
Slide the ferrule on adapter  
Crimp the ferrule  
Crimping tool : RADIALL 282 292  
Positioner : RADIALL 282 973  
Extraction tool : RADIALL 282 920

Note: Insulator and ferrule are shipped assembled

DIMENSIONS : mm (inch are given for information only)



This document contains proprietary information and such information shall not be disclosed to any third party for any purpose whatsoever or used for manufacturing purposes without prior written agreement from RADIALL. This information is given as an indication. In the continual goal to improve our products, we reserve the right to make any modifications judged necessary.

4112\_9311

|                  |               |                         |      |          |
|------------------|---------------|-------------------------|------|----------|
| CREATION         |               |                         |      |          |
| PEN:             |               |                         |      |          |
| NOM: FALETTI     |               |                         |      |          |
| DATE: 26/01/1981 | Feb. 24, 2014 | Document on new support |      |          |
|                  | May. 11, 1981 | Creation document       | /    | /        |
| APPR.:           | Issue         | Revisions               | Name | Approved |