

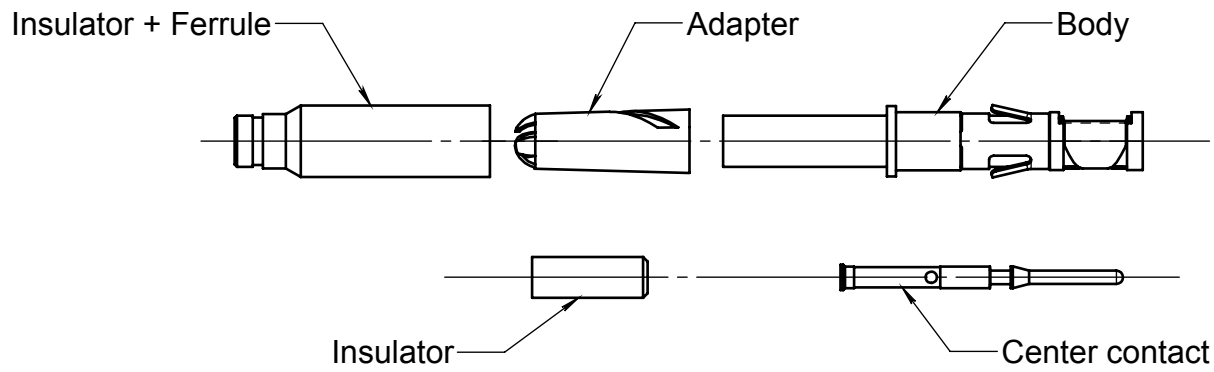
Series
MMC

Twinax socket contact for
twist pair cable (AWG 26 & AWG 28)

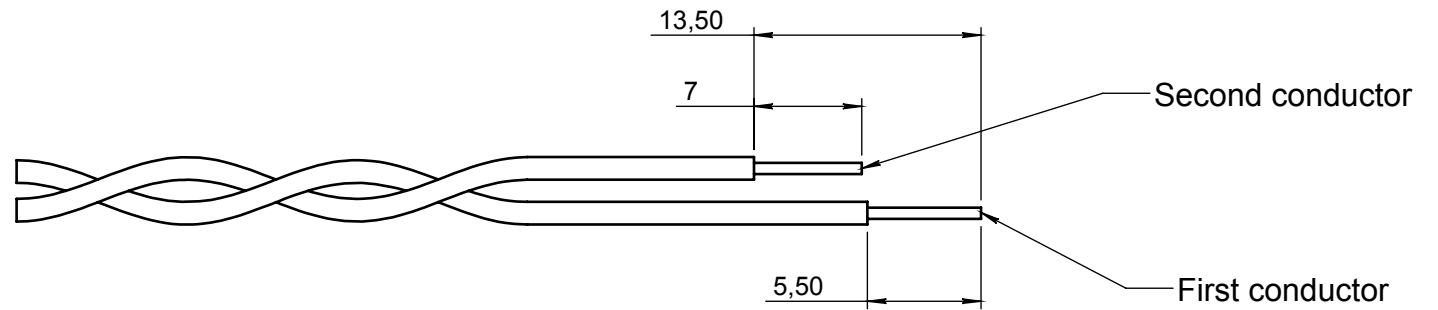
Issue:
Feb. 24, 2014

Page
1/1

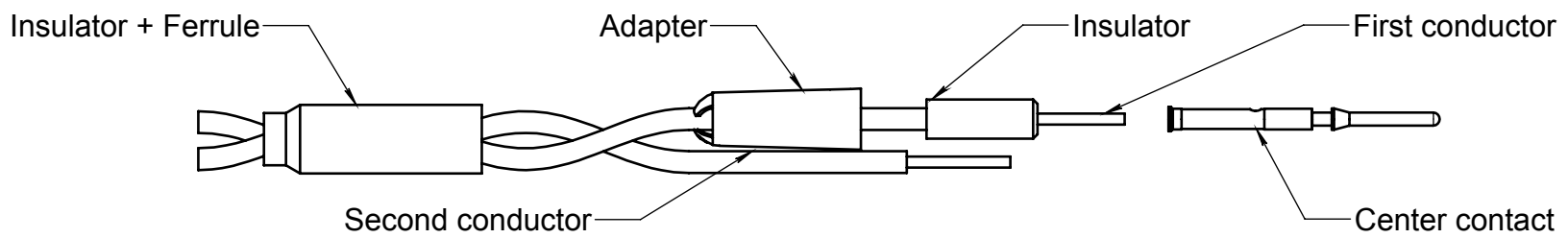
Composition :



Cable stripping :



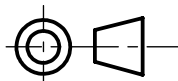
Assembly :



- Crimp center contact on first conductor
- Crimping tool : RADIALL 282 281 - Selector position 1 for AWG 28
- Positioner : RADIALL 282 981 - Selector position 2 for AWG 26
- Insert the center contact in body up to ratchet mechanism
- Slide the adapter on body
- Insert the second conductor in the adapter slot
- Slide the ferrule on adapter
- Crimp the ferrule
- Crimping tool : RADIALL 282 292
- Positioner : RADIALL 282 973
- Extraction tool : RADIALL 282 920

Note: Insulator and ferrule are shipped assembled

DIMENSIONS : mm (inch are given for information only)



CREATION				
PEN: .				
NOM: FALETTI	Feb. 24, 2014	Document revised on new support - Title update	MARGOTTIN	
DATE: 26/01/81	May. 19, 1981	Add Insulator + ferrule and note	FORET	
APPR.:	Apr. 13, 1981	Add "Selector position 2 for AWG26	MACARI	
	Jan. 26, 1981	AWG 26 and AWG 26 was AWG 28 and AWG 30	FALETTI	/
	Issue	Revisions	Name	Approved