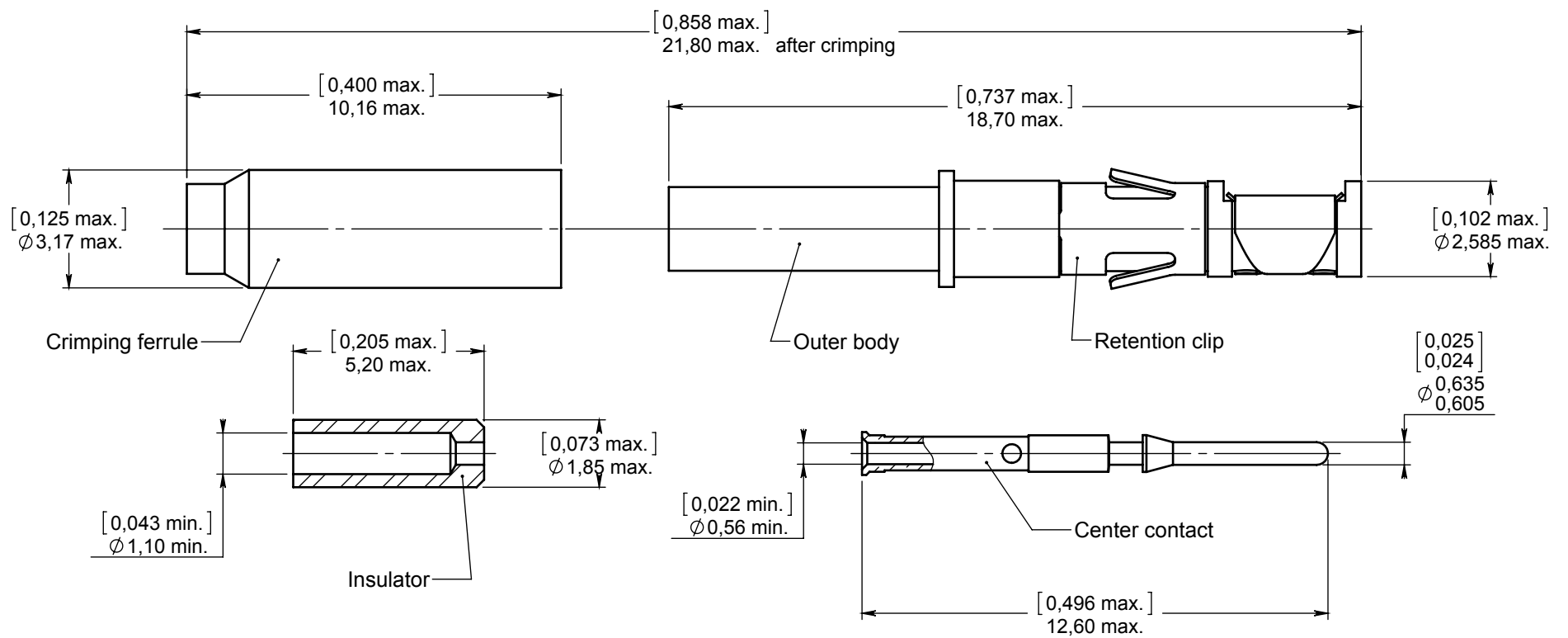


Series  
MMC

SOCKET COAXIAL CONTACT  
FOR RG178/U, RG196/U and KX21 CABLES

Issue:  
Feb. 01, 2017

Page  
1/1



**NOTES:**

**Materials and finishes :**

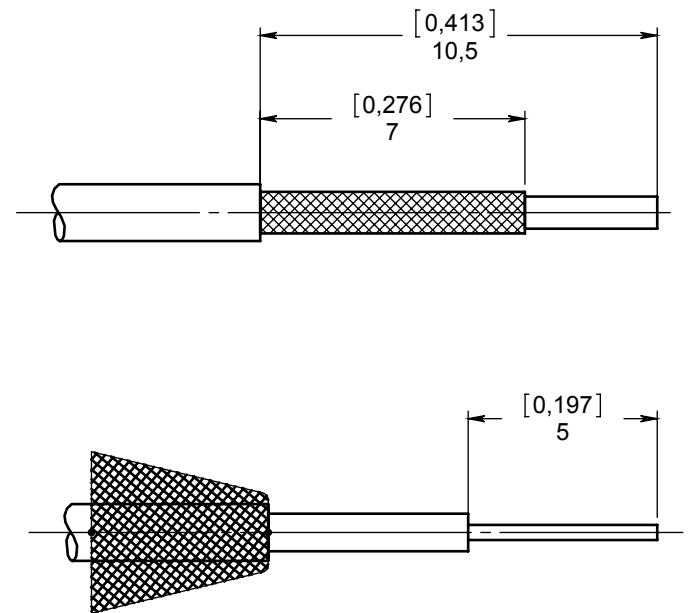
- Outer body and center contact : Copper alloy, gold over nickel plated.
- Crimping ferrule and retention clip : Copper alloy, nickel plated.
- Insulators : PTFE.

**EXTRACTION TOOL :** 282920

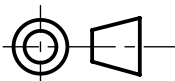
**ESTIMATED WEIGHT :** 0,44 gr. [ .0155 ounces]

**MOUNTING INSTRUCTIONS:**

- Slide the crimping ferrule over the cable.
- Strip the cable as shown.
- Comb and fold back the braid.
- Slide the insulator over the cable dielectric until it butts.
- Slide the center contact over the inner conductor until it butts.
- Crimp the center contact:  
Crimping tool : M22520/2-01 (Radiall 282281) - Selector 1  
Positioner : M22520/2-04 (Radiall 282981).
- Engage and push the center contact inside the body sub-assembly until it locks in place.
- Fold back the braid over the outer body barrel.
- Slide the crimping ferrule until it butts against the shoulder of the body.
- Crimp the ferrule :  
Crimping tool : M22520/4-01 (Radiall 282292).  
Positioner : M22520/4-02 (Radiall 282973).



**DIMENSIONS :** mm (inch are given for information only)



CREATION	Issue	Revisions	Name	Approved
PEN:				
NOM: Perrin H.				
DATE: Feb. 01, 2017	/ /	/ /	/ /	/ /
APPR.: Branjonneau V.				