

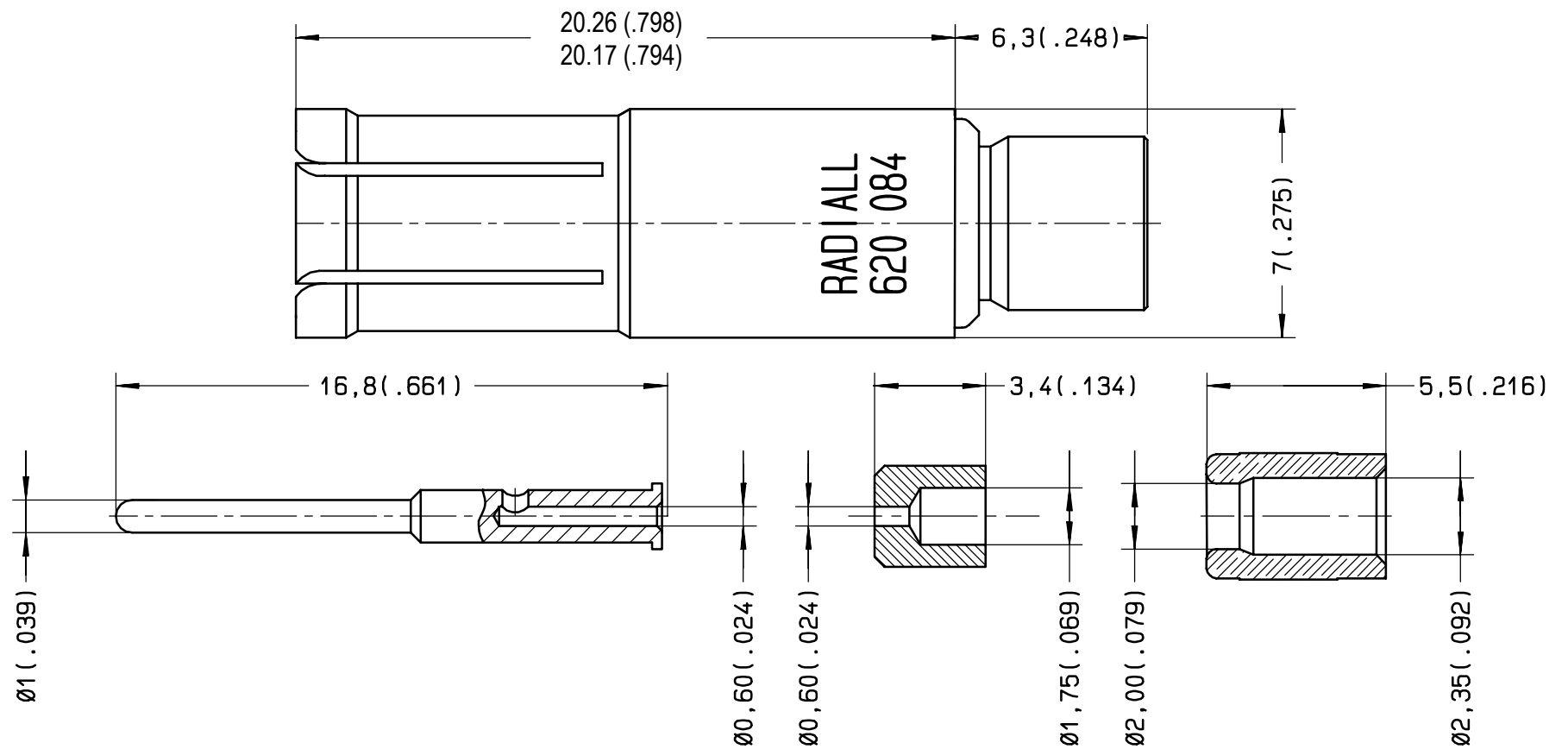


Series  
NSX

SIZE 5 SOCKET COAX  
FOR ASNE0690WL CABLE  
/

Issue:  
NOV. 26, 13

Page  
1 / 1



**MATERIAL:**

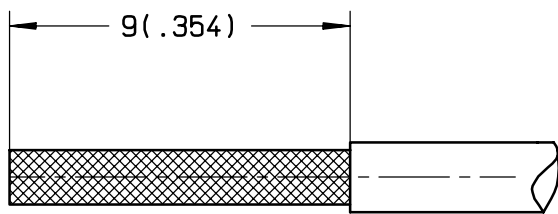
OUTER CONTACT : BERYLLIUM COPPER PER ASTM-B-196  
INSULATOR : PTFE PER ASTM-D-1710 OR EQUIVALENT  
CENTER CONTACT : BRASS PER QQ-B-626  
FERRULE : BRASS PER QQ-B-626

**TOOLING :**

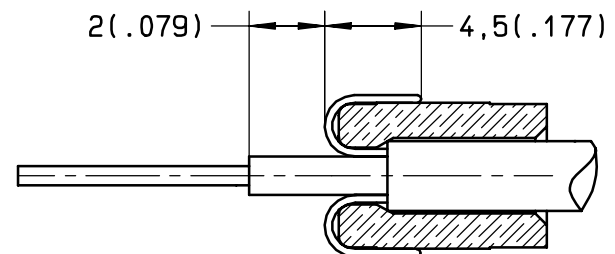
INNER CONTACT  
CRIMPING TOOL M22520/2-01 (RADIALL 282 281) SELECTOR ON 5  
POSITIONNER DANIELS K345-(RADIALL 282550)  
OUTER CONTACT  
CRIMPING TOOL 282 293 (M22520/5-01)  
DIE 282 246 (M22520/5-05) HEX: B 4,5 (.177) / FLATS

**FINISH (ALL METAL PARTS)**

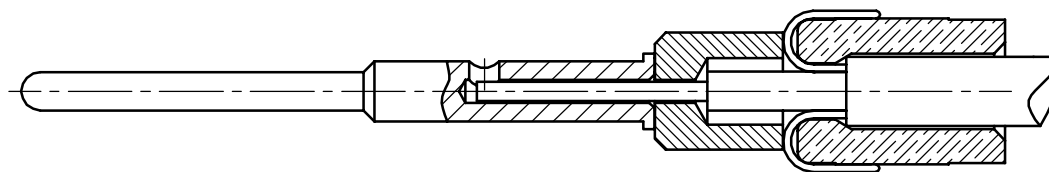
GOLD PLATE PER MIL-G-45204 : 50 MICROINCHES OVER NICKEL



WIRE STRIPPING

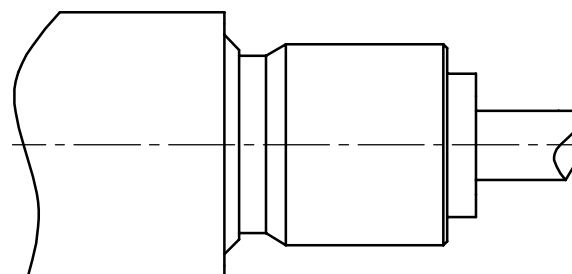


- PASS THE FERRULE ON THE SHIELD AND PUSH IT AGAINST THE INSULATOR.
- COMB THE SHIELD, TURN UP IT ON THE FERRULE THAN,
- CUT IT AT LENGTH 4.5mm.
- STRIP THE CABLE CORE 2mm LONGER THAN THE TURNED UP SHIELD'S END.



- PASS THE SLEEVE OVER THE DIELECTRIC THEN INTRODUCE THE CABLE CORE INTO THE INNER CONTACT.
- CRIMP INNER CONTACT.

- INTRODUCE SUB-ASSY CABLE/INNER CONTACT IN THE OUTER CONTACT. UNTIL IT'S BUTT.
- CRIMP BARREL.



This information is given as an indication. In the continual goal to improve our products, we reserve the right to make any modifications judged necessary.

4112-9610

CREATION	.	.	.	.
PEN: M030004044A	.	.	.	.
NOM: MACARI	.	.	.	.
DATE: 15 SEPT.03	.	.	.	.
APPR.: .	.	.	.	.
Issue	Revisions		Name	Approved