

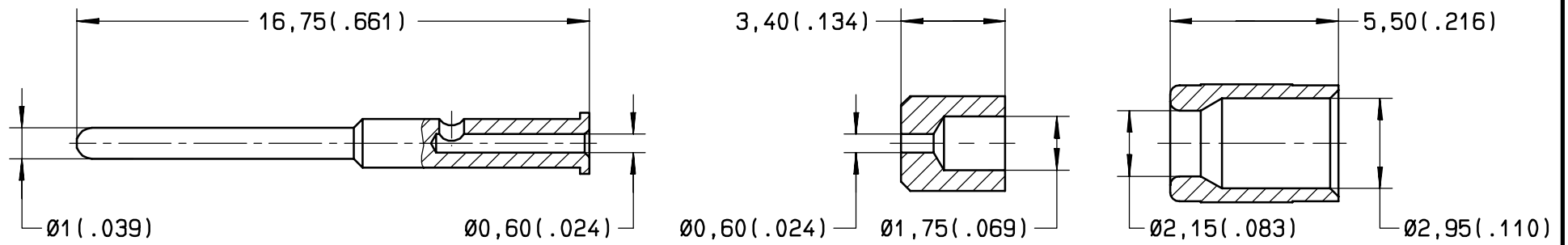
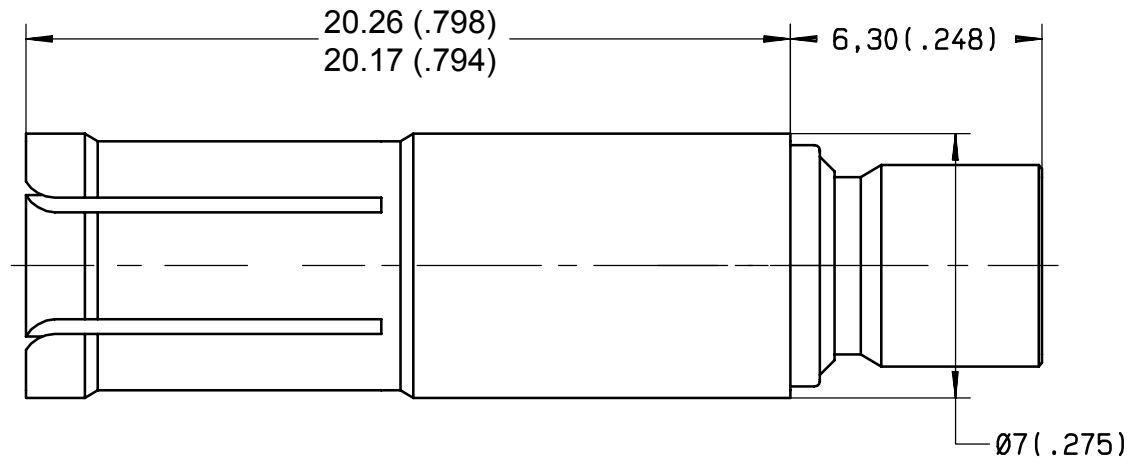


Series
MPX

SIZE 5 SOCKET COAX FOR RG179 AND RG187 CABLES
NON ENVIRONMENTAL
/

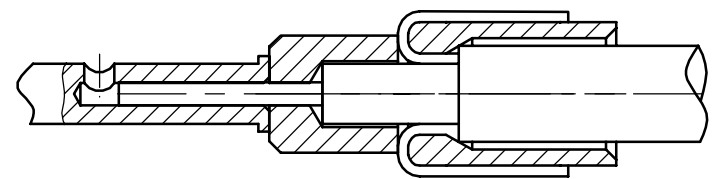
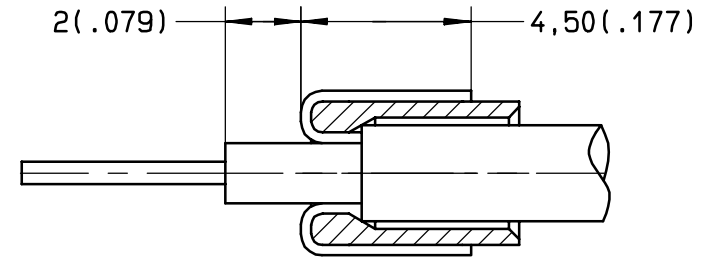
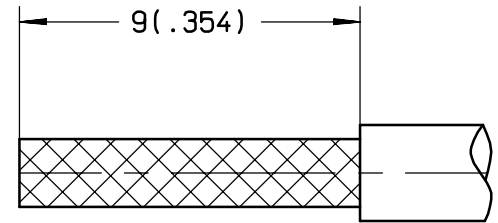
Issue:
NOV. 26, 13

Page
1 / 1



WIRING INSTRUCTIONS

- STRIP THE CABLE AS SHOWN
- SLIDE FERRULE OVER BRAID UNTIL IT BUTTS AGAINST SHEATH. COMB AND FOLD BRAID OVER FERRULE. CUT TO DIMENSION. THEN STRIP DIELECTRIC TO DIMENSION SHOWN.
- SLIDE INSULATOR OVER THE CENTER CONDUCTOR.
- INSERT CENTER CONDUCTOR INTO CENTER CONTACT SUB-ASSEMBLY. CRIMP CENTER CONTACT.
USE: TOOL M22520/2-01 (RADIALL 282 281)
SELECTOR N°7
POSITIONNER DANIELS K345 (RADIALL 282 550)
- PUSH CABLE ASSEMBLY INTO BODY CONTACT. CRIMP USING: M22520/5-01 (RADIALL 282 293)
DIE: M22520/5-05 (RADIALL 282 246) HEX.B



This information is given as an indication. In the continual goal to improve our products, we reserve the right to make any modifications judged necessary.

4112-9610

CREATION
PEN: /
NOM: /
DATE: 08 JULY 90	NOV. 26, 13	MODIFICATION: 21(.795) => 20.26/20.17	ZUNIGA	DUPOIS
APPR.: .	18 AUG.00	REDRAWN IN VISIONAEL	HASCOET	.
	Issue	Revisions	Name	Approved

RADIALL[®]

101, rue Philibert Hoffmann Z.I. Ouest
93116 ROSNY/BOIS Cedex (France)
Tl.: 01 49 35 35 35
Fax.: 01 48 54 63 63
Tlax: RADIA 235220