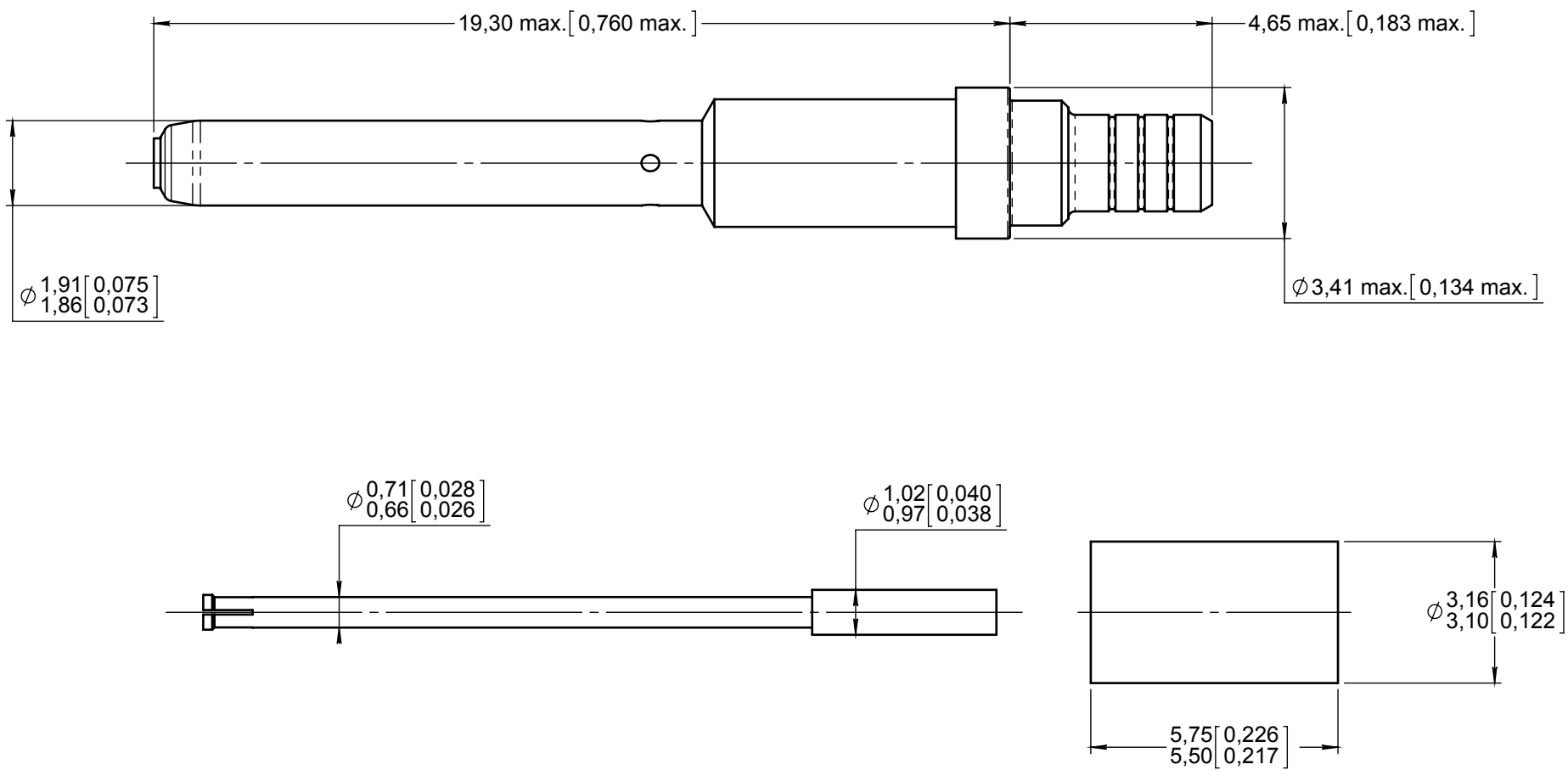


Series
DSX

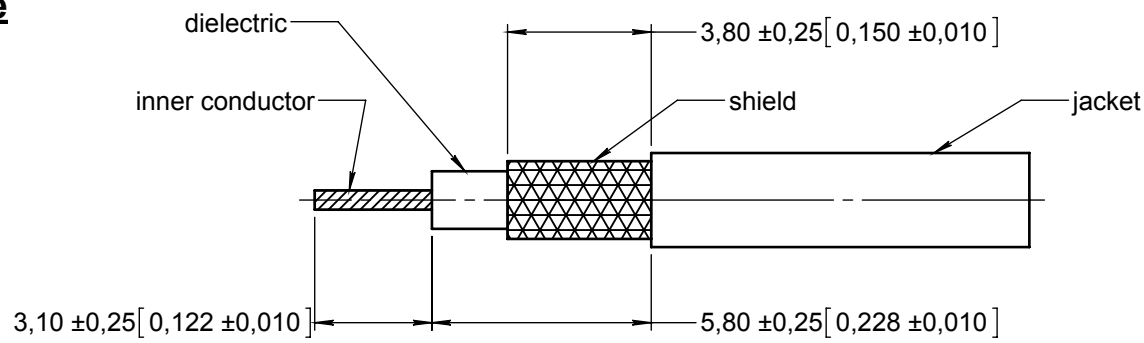
SIZE 15 CRIMP PIN COAXIAL CONTACT
FOR KX22 CABLE

Issue:
July. 29, 2014

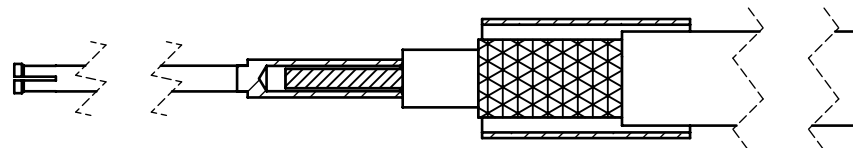
Page
1/1



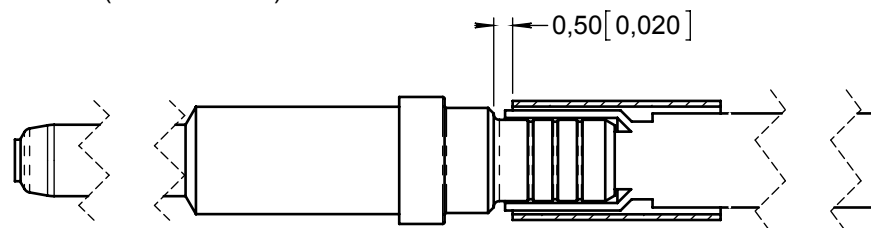
Denude of the cable



Crimping of the cable

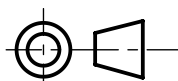


Thread the center contact on the inner conductor
Crimp the center contact. Crimping tool 282 281 (M22520/2.01)
Selector 2
Positioner : 282 555 (Daniels K 370).
Thread the ferrule on the jacket



Insert the sub assembly center contact - cable in contact in the body, the shield on the barrel.
Slide the ferrule 0.50 mm of the shoulder of the barrel.
Crimp the ferrule. Crimping tool 282 292 (M22520/4.01)
Positioner : 282 556
Extraction tool : 282 512

DIMENSIONS : mm (inch are given for information only)



Estimated weight : . g

CREATION

PEN: 85_020

NOM: HORET

DATE: May. 23, 1985

APPR.: /

Issue	Revisions	Name	Approved
July. 29, 14	TDS updated : translation	Moutault	Dupuis
July. 05, 85	TDS updated : In contact with the shoulder of the barrel : 0.50 mm	Horet	/

616154EN

RADIALL PROPRIETARY INFORMATION