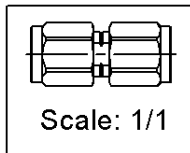
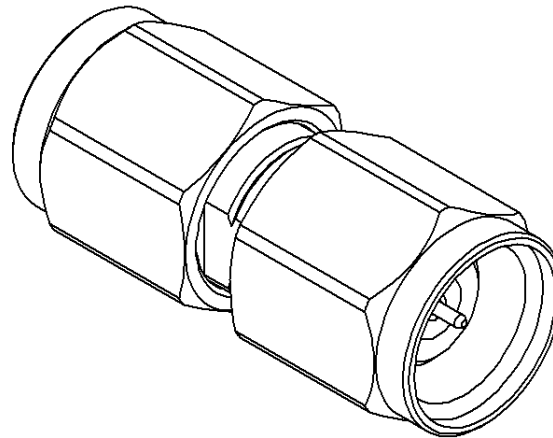
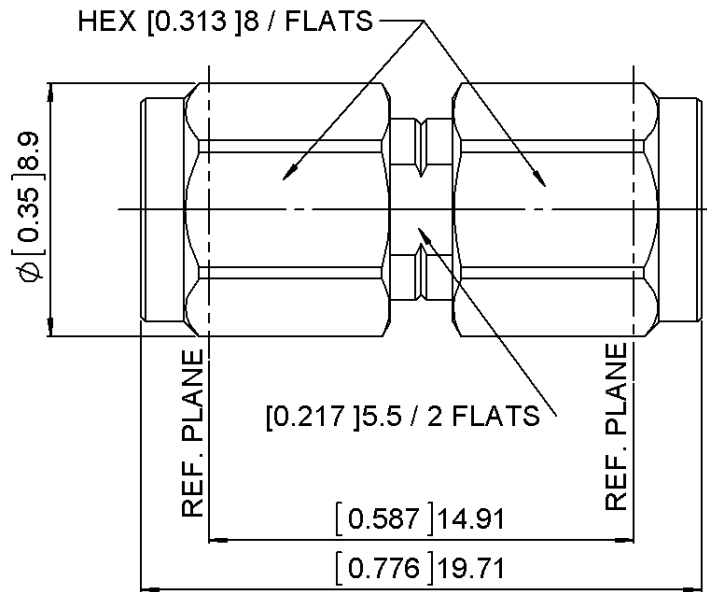


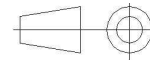
STRAIGHT ADAPTOR MALE MALE

R327.703.000

Série : 2.4MM



All dimensions are in mm.



COMPONENTS	MATERIALS	PLATING (μm)
BODY	BERYLLIUM COPPER	GOLD 0.8 OVER COPPER 2.5
CENTER CONTACT	BERYLLIUM COPPER	GOLD 1.3 OVER NICKEL 2
OUTER CONTACT	BRASS.	GOLD 0.8 OVER COPPER 2.5
INSULATOR	PEEK	
GASKET	SILICONE RUBBER	
OTHERS PARTS	STAINLESS STEEL	PASSIVATED
-	-	-
-	-	-

Issue : 1351 A

In the effort to improve our products, we reserve the rights to make changes judged to be necessary.
 This document contains proprietary information and such information shall not be disclosed to any third party for any purpose whatsoever or used for manufacturing purposes without prior written agreement from RADIALL



STRAIGHT ADAPTOR MALE MALE

R327.703.000

Série : 2.4MM

PACKAGING

Standard	Unit	Other
1	'W' option	Contact us

SPECIFICATION

ELECTRICAL CHARACTERISTICS

Impedance	50	Ω
Frequency	0-50	GHz
VSWR	1.05 + 0.0020	x F(GHz) Maxi
Insertion loss	0.03	$\sqrt{F(GHz)}$ dB Maxi
RF leakage	- (100*	- F(GHz)) dB Maxi
Voltage rating	250	Veff Maxi
Dielectric withstanding voltage	500	Veff mini
Insulation resistance	5000	M Ω mini

ENVIRONMENTAL

Operating	-65/+165	$^{\circ}$ C
Hermetic seal	NA	Atm.cm3/s
Panel leakage	NA	

OTHER CHARACTERISTICS

*RF leakage at 1GHz

MECHANICAL CHARACTERISTICS

Center contact retention		
Axial force – Mating end	27	N mini
Axial force – Opposite end	27	N mini
Torque	NA	N.cm mini
Recommended torque		
Mating	90	N.cm
	0	N.cm
	0	N.cm
Panel nut	NA	N.cm
Mating life	500	Cycles mini
Weight	2.9900	g

Issue : 1351 A

In the effort to improve our products, we reserve the rights to make changes judged to be necessary.
 This document contains proprietary information and such information shall not be disclosed to any third party for any purpose whatsoever or used for manufacturing purposes without prior written agreement from RADIALL

