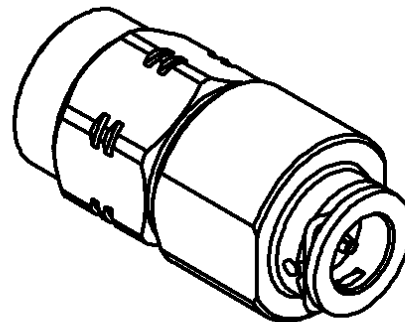
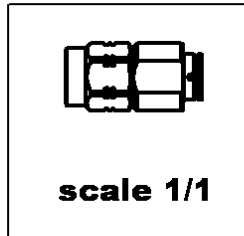
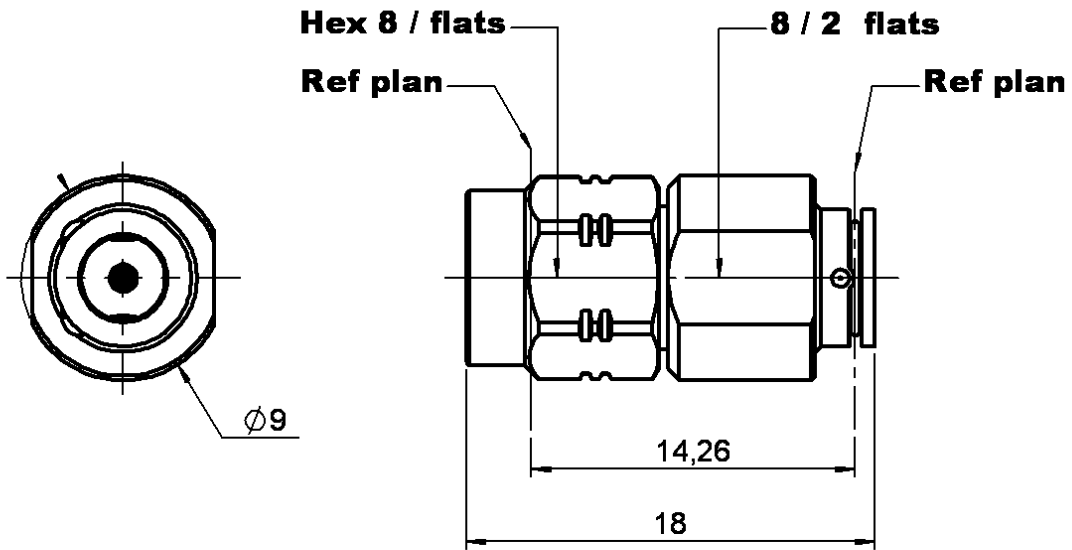


MMT FEMALE - SMA MALE STRAIGHT ADAPTER

R191.392.027

Série : ADAPT



All dimensions are in mm.



COMPONENTS	MATERIALS	PLATINGS (µm)
BODY	BRASS	BBR 2
CENTER CONTACT	BERYLLIUM COPPER	GOLD 1.3 OVER NICKEL 2
OUTER CONTACT	-	BBR 2
INSULATOR	PTFE	
GASKET	-	
OTHERS PARTS	BRASS	
-	-	
-	-	

Issue : 0303 A

In the effort to improve our products, we reserve the rights to make changes judged to be necessary.



MMT FEMALE - SMA MALE STRAIGHT ADAPTER

R191.392.027

Série : ADAPT

PACKAGING

SPECIFICATION

Standard	Unit	Other
1	-	Contact us

ELECTRICAL CHARACTERISTICS

ENVIRONMENTAL

Impedance		50 Ω
Frequency		0-8 GHz
VSWR	1.10 +	0.050 x F(GHz) Maxi
Insertion loss		0.2 √F(GHz) dB Maxi
RF leakage	- (NA - F(GHz)) dB Maxi
Voltage rating		170 Veff Maxi
Dielectric withstanding voltage		500 Veff mini
Insulation resistance		5000 MΩ mini

Operating	-55/+100 °C
Hermetic seal	NA Atm.cm3/s
Panel leakage	NA

MECHANICAL CHARACTERISTICS

OTHERS CHARACTERISTICS

Center contact retention		
Axial force – Mating end		8 N mini
Axial force – Opposite end		8 N mini
Torque		NA N.cm mini
Recommended torque		
Mating	-	60 N.cm
	-	0 N.cm
	-	0 N.cm
Panel nut		NA N.cm
Mating life		100 Cycles mini
Weight		5.480 g

Issue : 0303 A

In the effort to improve our products, we reserve the rights to make changes judged to be necessary.

