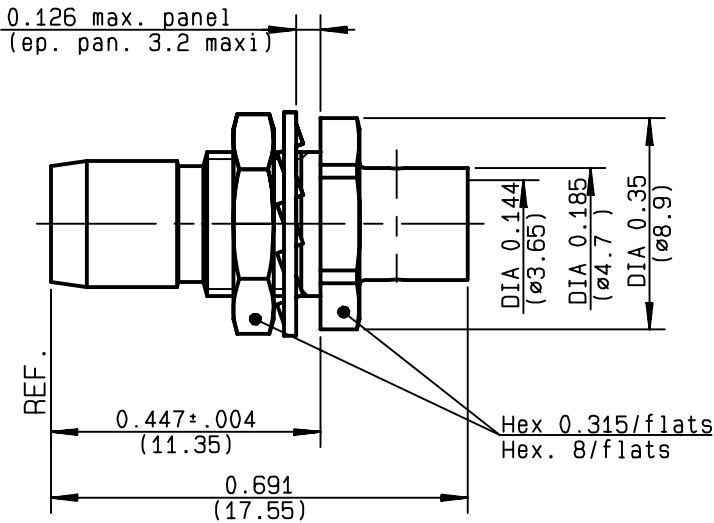
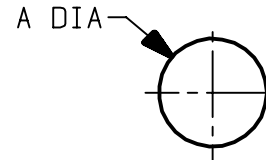


STRAIGHT BULKHEAD PLUG SOLDER TYPE
CABLE .141 - PACK.100

R128.055.827
SERIES BMA COM



PERCAGE PANNEAU
MOUNTING HOLE



	MM		INCH	
	maxi	mini	maxi	mini
A	6.175	6.15	0.243	0.242

NOMINAL IMPEDANCE	50 Ω
FREQUENCY RANGE	0-22 GHz
TEMPERATURE RATING	-65/+125 °C
V.S.W.R	1.05 + .01 x F(GHz)Maxi
RF INSERTION LOSS	0.03 √F(GHz) dB Maxi
VOLTAGE RATING	350 Veff Maxi
DIELECTRIC WITHSTANDING VOLTAGE	1000 Veff Mini
INSULATION RESISTANCE	5000 MΩMini
HERMETIC SEAL	NA Atm.cm ³ /s
LEAKAGE (pressurized only)	NA
MECHANICAL DURABILITY	500 Cycles
WEIGHT	2.65 gr
SPECIFICATION	

CABLES : **KS 2**
RG 402

OTHERS CHARACTERISTICS

CABLE RETENTION	272	N Mini
CENTER CONTACT RETENTION		
Axial force - mating end	18	N Mini
Axial force - opposite end	18	N Mini
Torque	NA	cm.N Mini
RECOMMENDED TORQUES		
Mating	NA	cm.N
Panel nut	150	cm.N
Clamp nut	NA	cm.N

CONNECTOR PARTS	MATERIALS	FINISH	(all values are given) in micrometers
BODY	BRASS	BBR 2	
OUTER CONTACT			
CENTER CONTACT	BRONZE	GOLD 1.3 OVER COPPER 2	
INSULATOR	PTFE	-	
GASKET		-	
OTHERS PIECES	BRASS	BBR 2	

ISSUE	CREATION DATE	FILE PART-NUMBER
9926A01	30/09/1996	EPC96-06



RADIALL®

BAFFERT

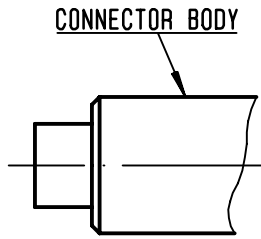
The information given here is subject to change without notice.
Design changes may be in order to improve the product .

Connect to the future



R128.055.827

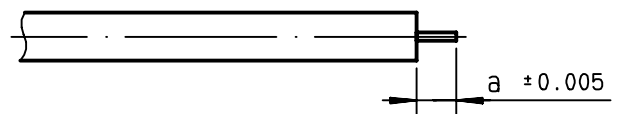
ISSUE 9926A01 SERIES BMA COM



We recommend a thermal preconditioning cable .

①

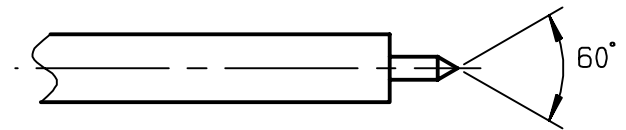
Strip the cable .
 Stripping tool R282 053 000
 Positioner R282 066 000
 -
 -



Stripping	a	b	c	d	e
inch	0.085 0	0	0	0	0
mm	2.16				

②

Trim cable center conductor .
 Trimmer R282 066 000
 -
 -



③

Slide cable into connector body until it contacts the body shoulder.
 Place sub assembly into the assembly jig R282 740 000 (or equivalent) with positioner R282 860 100 and tighten it .
 Solder body onto cable .
 Let the assembly cool down before removing it from the jig .
 Clean the solder area.

